

HAYDEN
SOFTWARE

SCORE
IMPROVEMENT
SYSTEM FOR THE
SAT*


Vocabulary

PREPARE NOW!

DEVELOPED BY ARROW INSTRUCTIONAL SYSTEMS, INC.

*SAT is a registered trademark of the College Entrance Examination Board. These materials have been developed by Arrow Instructional Systems, Inc. for Hayden Software Company, Inc. which bears sole responsibility for their content.





SCORE
IMPROVEMENT
SYSTEM FOR THE
SAT*

Verbal Module: Vocabulary Section
User's Guide

By Arrow Instructional Systems, Inc.
Copyright (c) 1984, Hayden Software Company, Inc.

*"SAT" and "Scholastic Aptitude Test" are registered trademarks of the College Entrance Examination Board. These materials have been developed by Arrow Instructional Systems, Inc. for Hayden Software Company, Inc. which bears sole responsibility for their contents.

15909-01
15919-01
15922-01
15930-01





TABLE OF CONTENTS

Introduction	1
1. Using the Hayden System	2
Menus	2
Function Keys	3
2. Organization of the Hayden System	4
Practice Tests Module	4
Math Module	4
3. An Analysis of the Scholastic Aptitude Test*	6
Overview of the SAT	6
SAT Format	6
Recording Answers	7
SAT Scoring	7
Best Preparation	8
Appendix: Copyrights, Trademarks and Affiliations	9

* "Scholastic Aptitude Test" is a registered trademark of the College Entrance Examination Board.



INTRODUCTION

Welcome to the VERBAL MODULE of the HAYDEN SCORE IMPROVEMENT SYSTEM FOR THE SAT*, one of three modules designed to help you raise your SAT scores. This Vocabulary Section is an effective tool to begin your preparation for the Verbal section of the Scholastic Aptitude Tests. The system is easy to operate so that you can concentrate on its content. All of the information you need to complete examples or answer test questions appears on screen, as do instructions for moving from one part of the program to another. More detailed explanations follow in this manual. You can also read the instructions on screen by selecting the System User's Guide option after you load the program.

The VOCABULARY SECTION includes three parts in addition to the User's Guide:

- Antonyms (with 1000 word dictionary)
- Analogies
- Sentence Completions

In addition, this manual contains an ANALYSIS OF THE SAT which gives you insight into the workings of the actual exam — its organization and scoring, plus test-taking strategies and tips for raising your scores.

The other subject area in the Verbal section of the SAT is Reading Comprehension; a separate section in the Hayden System provides review material in this area.

This section contains a two-sided disk: a Program Disk side and a Review Disk side. Always load the Program Disk side first. Instructions on the screen will prompt you to insert the other side at the appropriate time.

1. USING THE HAYDEN SYSTEM

Menus

After you have loaded the Hayden Score Improvement System Program Disk side into your computer's memory (see the loading instructions card) you will see the MAIN MENU:

MAIN MENU

- A. System User's Guide
- B. Antonyms
- C. Analogies
- D. Sentence Completions

The MAIN MENU lets you move easily from one section of the program to another. Simply press the key corresponding to the letter next to the section you wish to see.

The DETAIL MENU lists the options available in each section of the program:

DETAIL MENU

- A. Definitions, Analysis and Strategies
- B. Examples With Tutormode
- C. Examples Without Tutormode

Definitions, Analysis and Strategies should be reviewed before beginning the examples. It provides useful strategies for tackling the kind of questions the subject covers. First, background information on each question type is presented, then methods for answering these questions, including valuable tricks and shortcuts, are demonstrated.

Examples With Tutormode is the core of the Hayden System. This option gives you a detailed, step-by-step explanation of how to arrive at the correct answer. By reviewing and practicing, you develop more efficient problem-solving techniques.

Examples Without Tutormode provides quick drill and practice in areas where you are already strong so that you can improve speed and accuracy. If you answer incorrectly, you are shown the correct answer, but no detailed explanation is provided. At the end of the section, the computer tallies the number of questions answered correctly and incorrectly, providing an indication of how well you have mastered the subject.

After you make a selection, the system will present the material selected or prompt you to load another disk.

Function Keys

A function key is a key which has a specific effect on the program's operation each time it is pressed.

Whenever a menu is on your screen the following function keys are operational: M (Main Menu) and Q (Quit). Pressing "M" always brings you back to the Main Menu. Pressing "Q" causes the computer to ask if you really want to quit. Answering "Y" ends the program. If you answer "N", you may continue where you left off.

While text (either instructions or review material) is on the screen, pressing "R" restarts the section (erasing any previous answers you may have entered), pressing "M" takes you to the last menu displayed and pressing "Q" enables you to quit.

The left-arrow key lets you page backwards through the text one screen at a time until the first screen of the section is reached. When a question appears on the screen, your previous answer, if any, is shown. You can replace that answer by entering another one, or you can leave your answer undisturbed by pressing the left-arrow again.

Pressing the letter "O" leaves the current question temporarily unanswered and displays the next question. At the end of the section you have a chance to review all the unanswered questions.

2. ORGANIZATION OF THE HAYDEN SYSTEM

The Hayden Score Improvement System for the SAT is organized into three modules. It includes both simulated SAT exams and complete reviews of the areas covered by the Verbal and Mathematical sections of the SAT. In addition to this Verbal Module, the following modules are available:

The Practice Tests Module contains an on-screen version of the Analysis of the SAT found in this manual, plus a Pre-Test and two Practice Tests, as described below.

The Pre-test is a diagnostic-prescriptive tool for determining your strengths and weaknesses in the areas covered by the Mathematical and Verbal sections of the SAT. It is a two-hour test consisting of the same type of Math and Verbal questions found on an actual SAT. After you complete the test your computer will provide scores in each of sixteen subjects which contribute to your Math and Verbal scores. This profile of your performance indicates which additional modules in the Hayden System will be useful in your preparation.

The Practice Tests are two-hour simulated exams with complete Mathematical and Verbal sections timed and formatted to be representative of the latest SATs and scored on the SAT scale. After reviewing your weak areas, take these Practice Tests, and see how your performance would measure up on the actual exam.

The Math Module provides tutorials, drill and analysis for the mathematical areas covered on recent SAT exams.

The Algebra Section provides instruction and practice in solving the entire range of algebra problems of the types found on the SAT — linear and literal equations, systems of linear equations, quadratic and radical equations, and reducing fractions.

The Geometry Section provides instruction and practice in solving problems involving angle sums, equality of angles and sides of triangles, parallel lines, angles of a circle, the Pythagorean Theorem, special triangles, perimeters, areas and volumes. All figures needed to solve the problems are illustrated on the screen.

The Quantitative Comparisons and Word Problems section covers the remaining areas in the Mathematical section of the SAT. Quantitative comparison problems — problems that emphasize reasoning skills used to determine which of two quantities is larger — improve skills in algebra and geometry as well as in other areas of mathematics. The other problems in this section include fractions and decimals, percentages, ratios and proportions, sequences, graphs, and word problems including motion, mixture, and business and work problems.

Each subject within the sections described above includes the three options previously discussed under "Menus": Definitions, Analysis and Strategies, Examples With Tutor mode and Examples Without Tutor mode.

3. AN ANALYSIS OF THE SCHOLASTIC APTITUDE TEST

Overview of the SAT

The SAT is an exam which attempts to measure your potential to do college level work. Both Verbal and Mathematical skills are tested during a three-hour exam which is usually administered between 9:00 A.M. and 12:00 Noon on specified Saturdays.

The exam is normally divided into six sections at the end of which you will be told to stop work. You will not be permitted to return to an earlier section after the time limit has elapsed.

The Mathematical sections measure problem-solving abilities involving arithmetic, algebra and geometry. The Verbal sections measure understanding of word relationships as well as vocabulary and reading passages of varying difficulty. Both sections require an ability to reason logically, understand basic ideas and grasp essential details.

SAT Format

The usual three-hour test period is divided into six 30-minute sections: some Verbal, some Mathematical and the TSWE (Test of Standard Written English) section which is used by college placement officers. The TSWE is not computed in either the Verbal or Mathematical score. In the Hayden Score Improvement System you will not be concerned with the TSWE.

The six 30-minute sections normally included in the test book are as follows:

1. Verbal Sections:

two 30-minute sections with a total of 85 questions.

2. Mathematical Sections:

two 30-minute sections with a total of 60 questions.

3. Test of Standard Written English:

one 30-minute section with 50 questions.

4. Experimental Section:

one 30-minute section (Either Verbal or Mathematical or TSWE).

Only the Verbal and Mathematical sections count towards your SAT score, though you will not be told which section is experimental. The TSWE and Experimental sections are used for college placement and test control and are not included in your SAT score.

Recording Answers

Each section of the SAT is preceded by a separate set of directions. Read the directions carefully to make sure you understand what you are being asked to do.

Here is an example of a set of directions similar to those found in the actual exam.

Directions: Each question below consists of a related pair of words or phrases, followed by five lettered pairs of words or phrases. Select the lettered pair that best expresses a relationship similar to that expressed in the original pair.

Example:

Prong:Fork (a) headlight:lamp
 (b) cylinder:motor
 (c) knife:edge
 (d) illustration:book
 (e) fence:house

(a) (b) (c) (d) (e)

(Darken the letter of your choice. In this example, (b) cylinder:motor is the correct choice.)

When recording your choices, avoid any stray marks on the answer grid. Such marks could invalidate an otherwise correct choice.

SAT Scoring

Your answer sheet is evaluated by a scanning machine and the spaces blackened for each question are recorded on a computer tape.

The computer compares your answers with the correct responses to calculate your raw score. Each correct answer is worth one point. Questions omitted do not count toward your score. For incorrect answers, fractions of points are deducted: $\frac{1}{4}$ point for questions with five choices and $\frac{1}{3}$ point for questions with four choices. Therefore you should avoid random guessing. However, when you are able to reduce your choices to two, most educators advise you to guess.

The following conversion chart shows how raw scores are then converted into SAT scaled scores ranging from 200 to 800. The Hayden Score Improvement System utilizes this chart to calculate your SAT equivalent scores.

Conversion Chart

Raw Scores to College Board Scores

Raw Score	Verbal Section	Raw Score	Verbal Section
85	800	40	470
80	760	35	430
75	720	30	400
70	680	25	360
65	640	20	330
60	600	15	290
55	570	10	260
50	540	5	220
45	500	0	200

Raw Score	Mathematical Section	Raw Score	Mathematical Section
60	800	25	480
55	750	20	440
50	700	15	390
45	650	10	350
40	620	5	300
35	570	0	250
30	520		

Your performance is compared with the performance of other students in the country. Approximately two-thirds of the students who take the SAT score between 400 and 600 on each of the tests.

The score required for admittance to a particular college or university is not fixed. No minimum score represents automatic admission.

Best Preparation

If you practice the skills necessary to do well on the SAT, study the examination format, and learn to work within the prescribed time limit for the exam, you can achieve higher scores and greater confidence in test-taking.

The Hayden Score Improvement System is designed to help prepare you to take the SAT in an intelligent manner. It will train you to work within the time allotted for each section of the exam so that you can enter the exam room with a sense of ease, confidence and preparedness.

APPENDIX

Copyrights, Trademarks and Affiliations

Hayden Software Company, Inc. is the publisher of the Hayden Score Improvement System for the SAT. Copyright (©) 1984. All rights are reserved and registered.

No reproduction of software or printed material is allowed without express written permission from Hayden.

"SAT" and "Scholastic Aptitude Test" are the registered trademarks of the College Entrance Examination Board.

Apple is the trademark of the Apple Computer, Inc.

Atari is the trademark of Atari, Inc.

Commodore 64 is the trademark of Commodore Business Machines, Inc.

IBM is the trademark of International Business Machines, Inc.

Neither Arrow Instructional Systems, Inc. nor Hayden Software Company is in any way connected with the College Entrance Examination Board or the Educational Testing Service.

Limited Warranty. If during the first 90 days from purchase the disk is found to be defective, return disk to Hayden for a free replacement. After 90 days send your disk and \$10.00 for replacement. To obtain this warranty you must complete and return the enclosed registration card.

Neither Hayden Software Company nor the author(s) of this program are liable or responsible to the purchaser or user for loss or damage caused, or alleged to be caused, directly or indirectly by the software and its attendant documentation, including (but not limited to) interruption of service, loss of business or anticipatory profits.



Hayden Software Company, 600 Suffolk Street, Lowell, MA 01854
1-800-343-1218 (In MA, call 617-937-0200)